


# HAEUSLER

the forming factory



## Section Bending Machines

## Table of Contents

We at HAEUSLER	3
Universal Section Bending Machines Type HPR	4
4-roll Section Bending Machines Type VPR	7
Beam and Tube Bending Machines Type BB	8
Section Bending Machines Type PRV	10
HAEUSLER Tube Bending Machines	11
HAEUSLER Special Bending Machines	12

**1950**  
Construction of the first Section Bending Machine

**1997**  
Construction of the biggest  
Section Bending Machine BB13.7



“Machine construction is our profession – using inventive talent and passion.”

## We at HAEUSLER

HAEUSLER is one of the world's leading companies in the field of metal forming. With 70 years of experience we have always been and still are pioneers in developing innovative bending machines. What once started as a small locksmith's shop in 1936 is now a successful, future-oriented family business in the field of metal bending, forming and general assembly technologies. Our goal is to provide our customers with first class one-off machines, innovative custom solutions and entire highly efficient production lines. All designed and manufactured at HAEUSLER.

### Know-how of HAEUSLER

**The current lines of HAEUSLER Section Bending Machines are the result of over 60 years of experience. Their design has been strongly influenced by customer feedback as well as our constant effort to improve our products.**

Section Bending at HAEUSLER offers 6 product lines:


- ← Section Bending Machines Type HPR, with bending capacities of up to 1700 cm<sup>3</sup> using symmetrical or asymmetrical bending roll setups, these are universally usable machines for almost every kind of section bending work.
- ← 4-rolls Section Bending Machines Type VPR: their 4-rolls-setup allows to constantly pinch the workpiece between the middle rolls, thus allowing for very good torque transmission, a high level of automation as well as advantages when bending special sections.
- ← Beam Bending Machines Type BB allow the bending of the biggest commercially available beams over their x-x- and y-y-axes as well as tubes and flat bars with a bending capacity of up to 14 000 cm<sup>3</sup>. Special designs allow section bending of materials with even bigger yield strength.
- ← Equipped with an adjustable geometry the Section Bending Machines Type PRV offer an especially broad bending range and are therefore often used for special applications.
- ← Tube Bending Machines Type RBM bend tubes to almost any type of coiled geometries and are highly customized to meet the customers' requirements.
- ← For special bending applications HAEUSLER offers different unique solutions beyond standard machines so that almost any physically possible bending problem can be solved.

## The universal Section Bending Machine Type HPR

The range of standard design HAEUSLER HPR universal Section Bending Machines covers a bending capacity from 50 to 1700 cm<sup>3</sup> section modulus for all commercially available section types like U-, I-, T-, L-, flat and round sections as well as tubes. Additionally a big variety of special sections can be processed by this machine type.

Our standard HPR machines are equipped with a set of universal bending rolls. Optionally special bending rolls and auxiliary equipment can be adapted to meet specific bending requirements. The symmetrical/asymmetrical arrangement of the bending rolls allows for optimal conditions during bending, profiling or flanging.

Machine concept of the HAEUSLER HPR



### Range of performance

#### Section modulus

50 to 1700 cm<sup>3</sup>

Other values on request

### Advantages


- ← Each of the 3 bending rolls is directly powered by a hydraulic motor and is equipped with a maintenance-free planetary transmission gear with automated speed compensation.
- ← Hydraulic positioning of the bending rolls.
- ← Hydraulic positioning of the pressure roll supports in all three directions (Settings controlled from control panel).
- ← Machines sizes of up to a section modulus of 330 cm<sup>3</sup> can be mounted vertically and horizontally .
- ← The generously dimensioned bending rolls run on automatically lubricated spherical roller bearings.
- ← Using optional equipment, production of multi-starter tube coils, one step profiling, bending of half-pipes and production of complex sections from strip or coil can be realized.




## HPR machine sizes

For bending U-, I-, T-, L-, flat and round sections, tubes and special sections

Section Bending Machine  
HPR 150



Section Bending Machine  
HPR 330


























Section Bending Machine  
HPR 7000

Special construction  
for bending of beams  
up to a section modulus  
of 8 000 cm<sup>3</sup>





## Capacity Chart


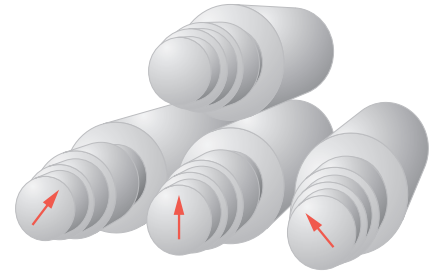
Section	HPR 65 max. dimensions	HPR 150 max. dimensions	HPR 330 max. dimensions	HPR 700 max. dimensions	HPR 1100 max. dimensions	Tools	HPR 1700 max. dimensions	Tools
	120 x 120 x 12 Ø 1200	150 x 150 x 16 Ø 1500	160 x 160 x 19 Ø 1800	200 x 200 x 28 Ø 2000	200 x 200 x 28 Ø 1800	1	200 x 200 x 28 Ø 1800	5
	110 x 110 x 12 Ø 1400	140 x 140 x 15 Ø 1800	160 x 160 x 19 Ø 2000	200 x 200 x 28 Ø 3000	200 x 200 x 28 Ø 2300	1	200 x 200 x 28 Ø 2300	5
	120 x 120 x 12 Ø 1200	150 x 150 x 16 Ø 1500	160 x 160 x 19 Ø 1400	200 x 200 x 28 Ø 1800	200 x 200 x 28 Ø 1600	1	200 x 200 x 28 Ø 1600	5
	110 x 110 x 12 Ø 1400	140 x 140 x 15 Ø 1800	160 x 160 x 19 Ø 1800	200 x 200 x 28 Ø 2700	200 x 200 x 28 Ø 2300	1	200 x 200 x 28 Ø 2300	5
	120 x 25 Ø 1200	160 x 30 Ø 1500	200 x 30 Ø 1500	250 x 60 Ø 3000	300 x 60 Ø 3500	1	300 x 80 Ø 3000	1
	70 x 70 Ø 1000	90 x 90 Ø 1500	110 x 110 Ø 1500	150 x 150 Ø 2500	180 x 180 Ø 3000	1	200 x 200 Ø 2500	1
	max. Ø 80 mm Ø 1000	max. Ø 100 mm Ø 1200	Ø 125 mm Ø 1200	Ø 180 mm Ø 2500	Ø 200 mm Ø 2500	1	Ø 230 mm Ø 3000	1
	120 x 60 x 6	120 x 120 x 8	180 x 180 x 10	240 x 240 x 13	260 x 260 x 13	1	300 x 300 x 13	1
	UPN 120 Ø 4000	UPN 160 Ø 8000	UPN 200 Ø 10000	UPN 300 Ø 15000	UPN 350 Ø 18000	1 + 2	UPN 400 Ø 25000	1 + 2
	IPN 120 Ø 2600	IPN 160 Ø 4000	IPN 200 Ø 5000	IPN 300 Ø 10000	IPN 340 Ø 10000	1 + 2	IPN 400 Ø 13000	1 + 2
	IPE 120 Ø 2600	IPE 160 Ø 5000	IPE 200 Ø 6000	IPE 300 Ø 12000	IPN 330 Ø 14000	1 + 2	IPN 400 Ø 17000	1 + 2
		HEA 120 Ø 4000	HEA 180 Ø 5500	HEA 240 Ø 12000	HEA 260 Ø 13000	1 + 2	HEA 320 Ø 16000	1 + 2
		HEB 120 Ø 3500	HEB 160 Ø 4000	HEB 200 Ø 6000	HEB 240 Ø 7500	1 + 2	HEB 300 Ø 10000	1 + 2
			HEM 120 Ø 3000	HEM 160 Ø 4000	HEM 200 Ø 4500	1 + 2	HEM 220 Ø 5000	1 + 2
	230 x 30 Ø 1000	280 x 40 Ø 1000	380 x 50 Ø 1400	450 x 70 Ø 1500	500 x 80 Ø 1400	1 + 3	600 x 90 Ø 2500	1
	UPN 200 Ø 1200	UPN 300 Ø 1500	UPN 380 Ø 1800	UPN 400 Ø 2200	UPN 400 Ø 2200	1 + 3	UPN 400 Ø 2200	1
	UPN 200 Ø 1000	UPN 300 Ø 1300	UPN 380 Ø 1650	UPN 400 Ø 1800	UPN 400 Ø 1800	1 + 3	UPN 400 Ø 1800	1
	IPN 200 Ø 1200	IPN 300 Ø 1500	IPN 360 Ø 1700	IPN 500 Ø 2200	IPN 500 Ø 2200	1 + 3	IPN 500 Ø 2200	1
	IPE 200 Ø 1200	IPE 300 Ø 1800	IPE 360 Ø 2000	IPE 500 Ø 2400	IPN 550 Ø 2500	1 + 3	IPN 600 Ø 2700	1
	HEA 120 Ø 1500	HEA 180 Ø 2200	HEA 240 Ø 2900	HEA 320 Ø 3600	HEA 400 Ø 3600	1 + 3	HEA 600 Ø 3600	1
	HEB 100 Ø 1200	HEB 160 Ø 1900	HEB 200 Ø 2400	HEB 280 Ø 3400	HEB 320 Ø 3600	1 + 3	HEB 500 Ø 3600	1
		HEM 120 Ø 1500	HEM 140 Ø 1800	HEM 220 Ø 2700	HEM 280 Ø 3500	1 + 3	HEM 300 Ø 3700	1
	OD 127 X 5.6 Ø 1500	OD 168.3 X 7.1 Ø 3000	OD 219.1 X 7.1 Ø 4000	OD 298.5 X 10 Ø 8500	OD 355.6 X 11 Ø 10000	4	OD 406 X 12.5 Ø 12000	4
<b>max. section modulus</b>	50 - 65 cm <sup>3</sup>	80 - 150 cm <sup>3</sup>	200 - 330 cm <sup>3</sup>	415 - 700 cm <sup>3</sup>	680 - 1100 cm <sup>3</sup>		1100 - 1700 cm <sup>3</sup>	
<b>min. bending-Ø</b>	500 mm	550 mm	600 mm	700 mm	800 mm		900 mm	

All values for regular structural steel; 1 with universal bending rolls; 2 with pulling unit; 3 with additional rings; 4 for each tube diameter one set of bending rolls; 5 with special tools

## 4-roll Section Bending Machine Type VPR

For customized requirements in profiling and bending HAEUSLER is a market leader in the development of custom machines. These products are developed in close cooperation with our customers. A prime example for this is the HAEUSLER VPR. These section bending machines are equipped with 4 bending rolls and allow the profiling and bending in one step (keyword: serial production).

Machine concept of the HAEUSLER VPR



### Range of performance

#### Section modulus

up to 200 cm<sup>3</sup>

Other values on request

### Advantages

- ← Highest level of automation and therefore usable in serial production
- ← Torque transmission always warranted through the active pinch between upper and lower roll
- ← Bending of elliptical workpieces
- ← Simple calibration of apple and pear shapes
- ← Automatical minimization of straight ends

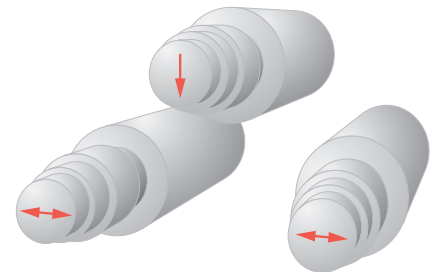


## Beam and Tube Bending Machine Type BB

The standard Beam and Tube Bending Machines Type BB offer a section modulus from 2 500 up to 14 000 cm<sup>3</sup>. On request their bending power can be increased considerably. In connection with the Section Bending Machines Type HPR HAEUSLER covers the complete range of section modulus up to 14 000 cm<sup>3</sup> with standard machines.

This type of machine is usually used for the bending of the biggest commercially available steel beams over their x-x- and y-y-axes as well as for pipes with diameters up to 610 mm. Such components are used in the construction of stadiums, train stations, airports, bridges etc.

### Machine Concept of the HAEUSLER BB



#### Range of performance

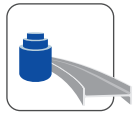
**Section modulus**  
from 2 500 to 14 000 cm<sup>3</sup>  
Other values on request

#### Advantages













- ← Each of the 3 bending rolls is directly powered by a hydraulic motor and is equipped with a maintenance-free planetary transmission gear with automated speed compensation.
- ← Hydraulic repositioning of the bending rolls and pressure roll supports from control panel.
- ← Vertically and horizontally adjustable hydraulic pulling unit to guide and support U- and I-sections during bending over their x-x-axis.
- ← The bending shafts are generously dimensioned to minimize deflection and run on automatically lubricated spherical roller bearings.
- ← The Beam and Tube Bending Machines Type BB are equipped with a set of standard bending rolls that are able to bend flat, rectangle, U- and I-sections over their x-x- and y-y-axes without modifications.







## Capacity Chart

Section	BB 2.5/180 max. dimensions	BB 5/350 max. dimensions	BB 9/450 max. dimensions	BB 14/550 max. dimensions	Tools	
	250 x 170 Ø 5 000	300 x 200 Ø 5 000	350 x 250 Ø 6 000	400 x 300 Ø 10 000	1	
	UAP 300 Ø 35 000	UAP 300 Ø 35 000	UAP 300 Ø 35 000	UAP 300 Ø 35 000	1 + 2	
	IPE 500 Ø 33 000	IPE 600 Ø 38 000	IPE 600 Ø 38 000	IPE 600 Ø 38 000	1 + 2	
	HEA 400 Ø 25 000	HEA 600 Ø 35 000	HEA 900 Ø 62 000	HEA 1000 Ø 70 000	1 + 2	
	HEB 360 Ø 12 000	HEB 500 Ø 25 000	HEB 800 Ø 45 000	HEB 1000 Ø 60 000	1 + 2	
	HEM 280 Ø 9 000	HEM 400 Ø 11 000	HEM 700 Ø 37 000	HEM 1000 Ø 55 000	1 + 2	
	UPN 400 Ø 3 500	UPN 400 Ø 3 500	UPN 400 Ø 5 500	UPN 400 Ø 7 000	1	
		UPN 400 Ø 3 500	UPN 400 Ø 5 500	UPN 400 Ø 7 000	1	
	IPN 600 Ø 4 000	IPN 600 Ø 4 000	IPN 600 Ø 5 500	IPN 600 Ø 7 000	1	
		IPE 600 Ø 4 000	IPE 600 Ø 5 500	IPE 600 Ø 7 000	1	
		HEA 800 Ø 4 000	HEA 1000 Ø 4 000	HEA 1000 Ø 5 500	HEA 1000 Ø 7 000	1
		HEB 800 Ø 4 000	HEB 1000 Ø 4 000	HEB 1000 Ø 5 500	HEB 1000 Ø 7 000	1
		HEM 800 Ø 4 000	HEM 1000 Ø 4 000	HEM 1000 Ø 5 500	HEM 1000 Ø 7 000	1
		Ø 406 *	Ø 508 *	Ø 508 *	Ø 508 *	3
		Ø 406 *	Ø 508 *	Ø 508 *	Ø 508 *	3
<b>max. section modulus</b>	2 500 cm <sup>3</sup>	5 000 cm <sup>3</sup>	9 000 cm <sup>3</sup>	14 000 cm <sup>3</sup>		
<b>min. bending-Ø</b>	2 800 mm	3 300 mm	5 500 mm	7 000 mm		

All values for regular structural steel; 1 with standard bending rolls; 2 with pulling unit; 3 for each tube diameter one set of bending rolls; \* Bending radius depending on wall thickness



## Section Bending Machine Type PRV

HAEUSLER developed this machine type for the Russian air and space industry at the beginning of this millennium. The machine has been further developed ever since and by 2011 is being used by customers around the globe.

The machine's main characteristic is the free positioning of its side rollers. That's especially beneficial when bending complex contours as it helps minimizing unwanted cross-section deformation.


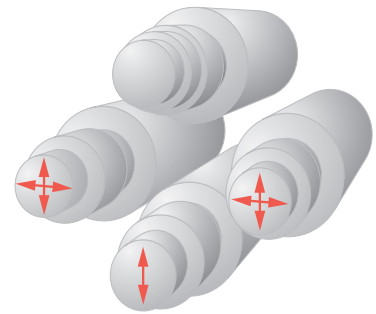
### When to use a big side roll distance

- Bending of large sections
- Bending with lower bending forces

### When to use a small side roll distance

- For maximum section guidance
- For maximum backspring control when working with high-tensile materials
- For minimal flat ends

Machine concept of the HAEUSLER PRV



### Range of performance

#### Section modulus

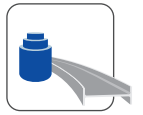
up to 1700 cm<sup>3</sup>

Other values on request

### Advantages

- ← Free positioning of the side rolls independent of the desired bending radius
- ← Automated minimization of the straight ends
- ← Torque transmission always warranted through the active pinch between upper and lower tool
- ← High level of automation
- ← Bending of elliptical workpieces
- ← 3-dimensional bending of reinforced sections (airplane construction) with optional 3D bending head





## HAEUSLER Tube Bending Machines

Besides the standard section bending machines (also useable for tube bending) HAEUSLER also offers specific tube bending machines. These machines can bend almost any kind of coiled tubes (multi starter, cone shaped or with variable pitch).

### Tube Bending Plant RBA

For thin walled square tubes with automatic bending thorn insertion




**Range of performance**

**Tube diameter**  
up to 60 mm

Other values on request

### Tube Bending Machine RBM

For coiled tubes with variable pitch



## HAEUSLER Special Bending Machines


A short selection of special HAEUSLER machine designs

**Mine Support Section  
Bending Plant**



**3D-Bending head**


Optional equipment for  
3-dimensional bending of  
reinforced sections  
in plane construction



**Tube Wall Bending  
Machine**

For the construction of  
heat exchangers





„Immer no e bitzeli besser wärde!“  
Jörg Häusler

# HAEUSLER


the forming factory



PLATE BENDING



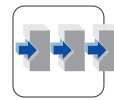
PROFILE BENDING



SPECIAL FORMING



ASSEMBLING EQUIPMENT



PRODUCTION LINES

HAEUSLER AG Duggingen  
Baselstrasse 21  
4202 Duggingen  
Switzerland

## CONTACT

Telephone +41 61 755 22 22  
Fax +41 61 755 22 00  
sales@haeusler.com  
www.haeusler.com



HAEUSLER headquarters in Duggingen,  
Switzerland



HAEUSLER factory in Rheinfelden-Herten,  
Germany